

A1 Channel

Precise, patented channel with integrated wire management for seamless linear light.


Date _____

Project Notes _____



FEATURES

- Optimized for long runs and tight spaces
- Precise flush mounting with concealed clips and wire raceway
- Architectural-grade acrylic lens
- Low glare and minimal color shift
- Made in the USA & Buy American Act compliant
- Patented Lens & Channel



ORDERING CODES

Order channels, and components for field assembly

Lucetta CI	Model	Series	Length	
DI				
	CHB	A1	48 (48 in. aluminum)	90 (90 in. aluminum)
			48B (48 in. Black)	90B (90 in. Black)
			48W (48 in. White)	90W (90 in. White)
				CSTM_ (__in.)

RECOMMENDED TAPE LIGHTS

Inquire for Tape Lights not listed

- CELESTE® WARM DIM
- CELESTE® WARM DIM
- STREAMLITE™
- STREAMLITE™ PIXEL RGBW
- STREAMLITE™ RGBW
- STREAMLITE™ TUNABLE WHITE
- STREAMLITE™ WARM DIM
- STREAMLITE™ WET
- VALENT®
- VALENT® RGBTW
- VALENT® RGBW
- VALENT® TUNABLE WHITE
- VALENT® WARM DIM
- VALENT® X
- VALENT® X TUNABLE WHITE

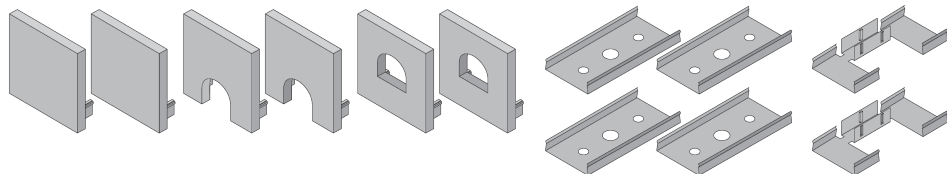
CHANNEL SPECIFICATIONS

MODEL	DIAGRAM	INCLUDED ACCESSORIES	CONNECTION OPTIONS	TECHNICAL RATINGS	MOUNTING OPTIONS WITH DIMENSIONS
A1 Channel DI-CHB-A1 (A1) 48", 90" Aluminum, White, Black	Height (H): 0.81 in. Width (W): 0.87 in. Interior Depth (ID): 0.45 in. Interior Width (IW): 0.79 in.	48" Aluminum, Black, & White Channels <ul style="list-style-type: none"> • 48 in. channel & lens • 2x surface mounting clips • 1 retaining clip • End caps: 1x open, 1x closed. 90" Aluminum, Black, & White Channels <ul style="list-style-type: none"> • 90 in. channel & lens • 4x surface mounting clips • 2x strain relief clip • End caps: 2x open, 2x closed, 2x slotted 		<ul style="list-style-type: none"> • Beam Angle: 120° • IP Rating Shift: IP20 • Architectural Frosted Lens • Light Loss: 30% • CCT Shift: -35K • Diffusion: 	<p>U-Clip: 0.82 x 0.88 in. (H x W)</p>

ACCESSORIES

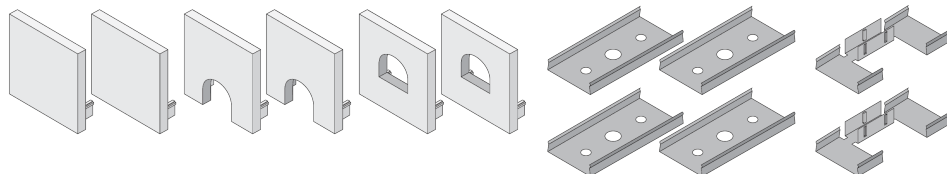
DI-CHB-A1-ACC

A1 Accessory Pack - 2 open end caps, 2 slotted end caps, 2 closed end caps, 4 standard mounting clips, 2 Strain Relief Clip



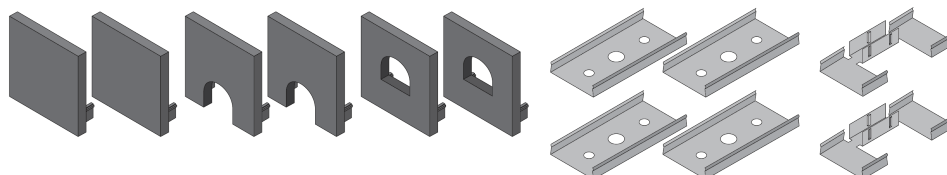
DI-CHB-A1-ACCW

A1 Accessory Pack - White, 2 open end caps, 2 slotted end caps, 2 closed end caps, 4 standard mounting clips, 2 Strain Relief Clip



DI-CHB-A1-ACCB

A1 Accessory Pack - Black, 2 open end caps, 2 slotted end caps, 2 closed end caps, 4 standard mounting clips, 2 Strain Relief Clip



A1 Channel

Precise, patented channel with integrated wire management for seamless linear light.

Date _____

Project Notes _____



DIFFUSION KEY

Semi-Diffused



Architectural Frosted Lens

- VALENT® RGBW - VL
- VALENT® Tunable White - VL
- VALENT® Warm Dim - VL1
- VALENT® Warm Dim - VL4
- VALENT® RGBTW - VL

Dotless



Architectural Frosted Lens

- | | |
|---|---|
| <ul style="list-style-type: none"> • STREAMLITE™ - STMLT • STREAMLITE™ Wet Location - STMLT • STREAMLITE™ Wet Location - STMLT4 • STREAMLITE™ - STMLT4 • STREAMLITE™ Tunable White - STMLT • STREAMLITE™ Warm Dim - STMLT • STREAMLITE™ RGBW - STMLT • STREAMLITE™ PIXEL RGBW - STMLT • VALENT® - VL1 • VALENT® - VL2 • VALENT® - VL3 • VALENT® - VL5 • VALENT® X - VLX1 | <ul style="list-style-type: none"> • VALENT® X - VLX2 • VALENT® X - VLX3 • VALENT® X - VLX5 • VALENT® X - VLX8 • VALENT® X Tunable White - VLX • CELESTE® - 24CEL1000 • CELESTE® - 24CEL150 • CELESTE® - 24CEL300 • CELESTE® - 24CEL500 • CELESTE® - 24CEL800 |
|---|---|

A1 Channel

Precise, patented channel with integrated wire management for seamless linear light.

Date _____

Project Notes _____



CERTIFICATIONS

Safety

- Meets the following certifications when installed with compatible UL Listed tape light: E469769 UL Listed 2108, UL 1598 / CSA 250.0-08, UL 8750, UL 879 / CAN/ CSA-C22.2 no. 207-M89.
- Approved for storage areas of clothes closets per NEC NEC 410.16.A.1 and 410.16.C.1,3

Environmental

- Suitable for indoor/damp location or outdoor/wet location, based on the light engine used.

Safety / Warnings / Disclosures

1. Install in accordance with national and local electrical code regulations.
2. This product is intended to be installed and serviced by a qualified, licensed electrician.
3. Ensure applicable wire is installed between driver, fixture, and any controls in-between. When choosing wire, factor in voltage drop, amperage rating, and type (in-wall rated, wet location rated, etc.). Inadequate wire installation could overheat wires, and cause fire.
4. Do not install in environment where LED chips are exposed to direct sunlight as damage to the phosphor will occur.
5. Do not install in environment where excessive heat may exist (ex. close proximity to fireplace, etc.) See Ambient Temperature ratings
6. Do not install indoor LED tape light products in outdoor / wet location environments. Only wet location tape light models are rated for outdoor / wet locations.
7. Do not modify product beyond instructions or warranty will be void.
8. Tape light must be handled with care. Excessive handling, bending, and pressure may damage the product, voiding the warranty.
9. Actual color may vary from what is pictured on this sheet and other print materials due to the limitations of photographic processes.
10. We reserve the right to modify and improve the design of our fixtures without prior notice. We cannot guarantee to match existing installed fixtures for subsequent orders or replacements in regards to product appearance, CCT, or lumen output.

WARRANTY

Warranty

- 5 Year Limited Warranty

This warranty does not include the additional accessories referenced in this specification sheet. Complete warranty details for fixtures and additional accessories are available at www.diodeled.com/limited-warranty/ within the Policies section. For warranty related questions please contact product support.

Consumer's Acknowledgment

Elemental LED, Inc. stands behind its products when they are used properly and according to our specifications. By purchasing our products, the purchaser agrees and acknowledges that lighting design, configuration and installation is a complex process, wherein seemingly minor factors or changes in layout and infield adjustments can have a significant impact on an entire system. Choosing the correct components is essential. Elemental LED is able to work with the original purchaser to make an appropriate product selection to the extent of the limited information that the customer can provide, but it is virtually impossible for Elemental LED to design a system that foresees every unknown factor. For this reason, this Warranty does not cover problems caused by improper design, configuration or installation issues. Any statement from a Elemental LED employee or agent regarding a customer's bill of goods and/or purchase order is NOT an acknowledgment that the products purchased are designed and configured correctly. The purchase agrees and acknowledges that it is the customer's responsibility to adhere strictly to all information contained in the Product Specification Sheets.

There is often more than one way to design, configure and layout an LED lighting application properly to achieve the same lighting effect. Elemental LED strongly recommends that licensed professionals be used in the design and installation of lighting systems that include Elemental LED products. The specifications include important information that a designer and installer should carefully review and strictly follow. Qualified designers and certified and/or licensed installers, with access to the final installation environment, customer goals, and Elemental LED product specifications can make the requisite decisions appropriate for a successful finished lighting application.